

Erratum

On the Mechanics of Draw Texturing

DAVID BROOKSTEIN, *Georgia Institute of Technology, School of Textile Engineering, Atlanta, Georgia 30332*

[article in *J. Appl. Polym. Symp.* **33**, 197(1978)]

The figures cited in the above paper were inadvertently omitted from the published version. The correct figures and captions follow.

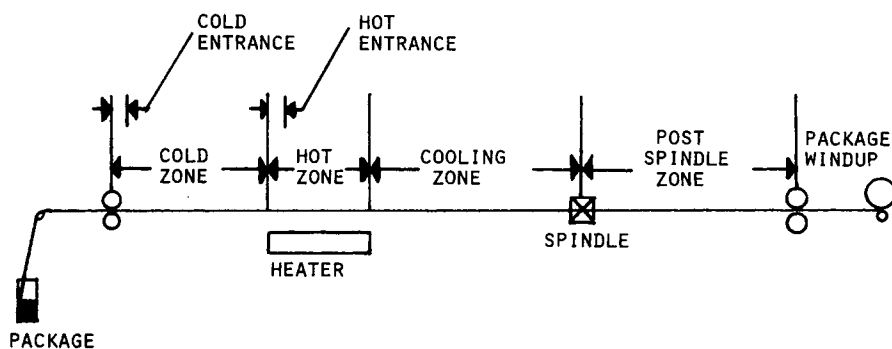
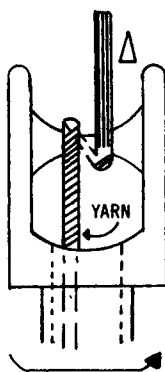
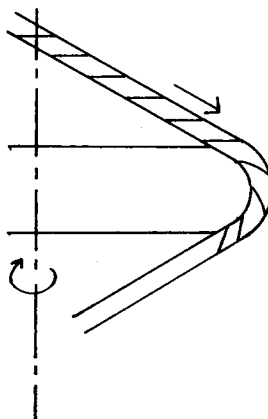


Fig. 1. False twist draw texturing process.



PIN SPINDLE



FRICTION BUSHING

Fig. 2. Yarn paths.

	COLD ZONE	HOT ZONE	COOLING ZONE	POST-SPINDLE ZONE
MATERIAL BALANCE	P_C ϵ_C P_J V_0 V_C	P_J D^r_I P_H V_C V_H	P_H V_H	P_S P_{PS} V_S V_T
BALANCE	P_C V_0	W_C P_J V_C	W_H P_H V_H	W_S P_S V_S
TORQUE	P_C c	D^r_I P_H		
TENSION	P_C ϵ_C	P_J D^r_I P_H		

Fig. 3. Texturing variables.

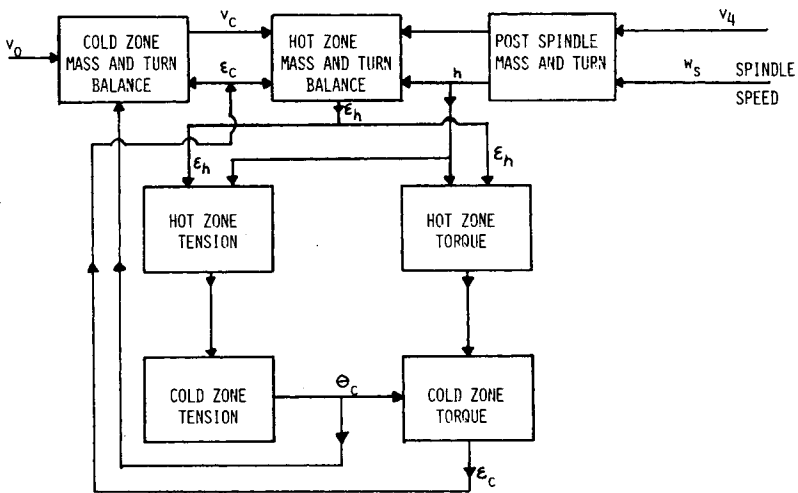


Fig. 4. Interrelationship of thread-line mechanics for pin spindle.

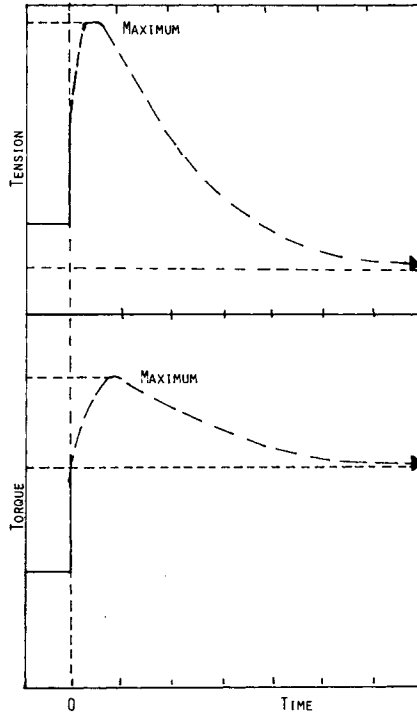


Fig. 5. Step increase in spindle speed.

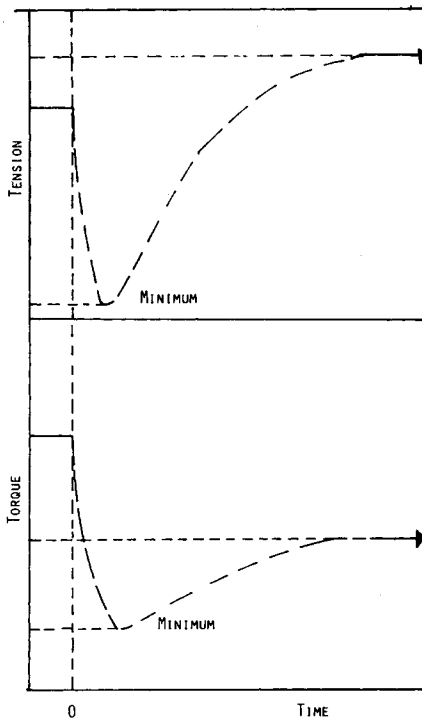


Fig. 6. Step decrease of spindle speed.

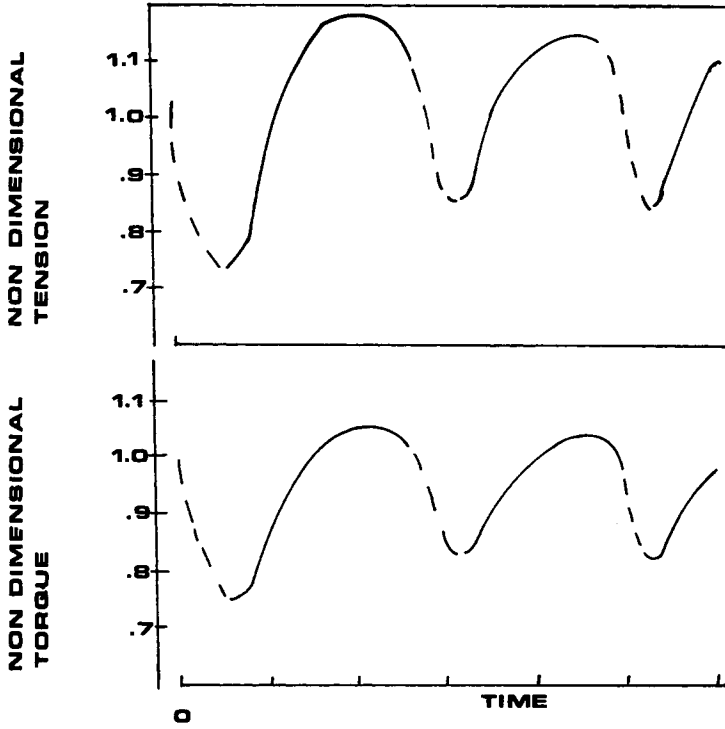


Fig. 7. Thread line cycling.

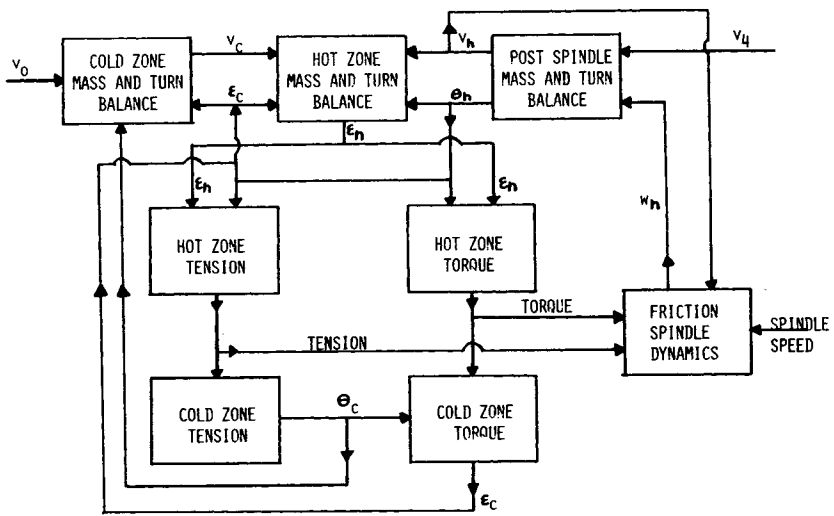


Fig. 8. Interrelationship of thread-line mechanics for friction spindle.

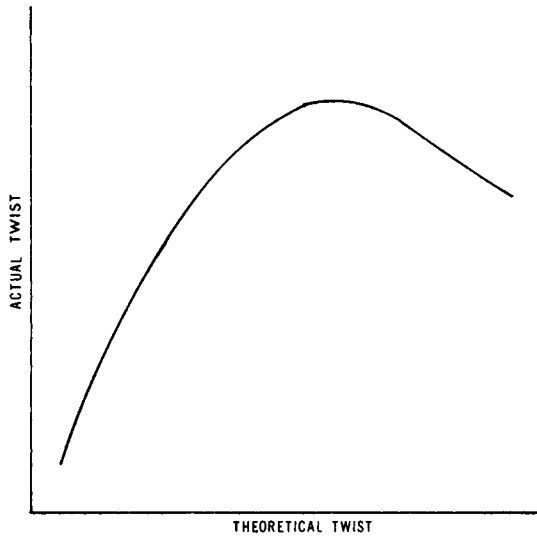


Fig. 9. Yarn twist in frictional twist.

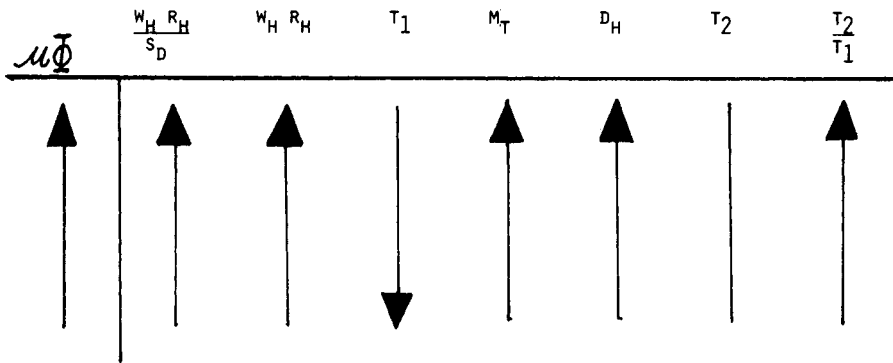


Fig. 10. Effect of changing $M\Phi$.